

McDOWALL STATE SCHOOL



POLICY & PROCEDURES SCHOOL ACCESS & DEPARTURE

P-2 / 3-6 TIMETABLE SEPARATION

In 2012, it was known that McDowall State School enrolment would trend beyond 1,000 students due to acreage sub-division and pending development applications. Additionally, the large parcel of Defence Services vacant land opposite the school (at the time used by parents as a car park) was about to have townhouses constructed on it. Rode Road parking was removed when the Gordon Olive Estate and the regulated intersection was established. There was justified concern about traffic congestion, limited available parking, the conduct of frustrated drivers; and pedestrian safety while entering / departing the school. In responding to these shared concerns, the following occurred:

- The school constructed the Metro Street and School Oval Car Parks and widened the Main School Car Park. This discounts the need for staff and departmental visitors to take up valuable local area street parking.
- The P&C Association continue to promote the Brisbane City Council Active School Travel programme. (a) Walk (b) Ride your bike (c) Catch a bus (d) Car pool; and (e) Park and Stride. The Council funded the construction of the Bike Enclosure beside C Block. Events included 'Walk Safely to School' and 'Ride Your Bike to School'.
- Brisbane City Council constructed a Bus Stop immediately outside the school.
- Departments of Education and Main Roads, in partnership with the Brisbane City Council doubled the size of the Rode Road Public Car Park and constructed a Kiss-and-Ride Lane. (Safe.St funding) Public car parks are Council land.
- P-2 / 3-6 timetable separation began from 2013 with duplicate staffing, timetabling, rostering and administration occurring, affording duplicate use of school facilities each school day.
- A teachers-aide supervises students collectively Yrs 1-2 from 8am-8.15am and Yrs 3-6 from 8.15am-8.45am.

- Staff supervise Kiss-and-Ride Facility child pick-up from 2.40pm-3.30pm.
- A teachers-aide supervises students awaiting bus pick-up from 3.30pm-3.30pm.
- The P&C Association realigned OSH programming to better complement school hours.
- Both the school and P&C Association has and continue to invest heavily in infrastructure and equipment to provide the best possible facilities for our students.

The problem is simple. McDowall State School access occurs from either Rode Road or Metro Street. Increasingly parents elect to use their car to access the school. School facilities are operating at capacity. Sadly, many impatient road users act in ways that place the safety of others at risk. McDowall State School exists to deliver excellence in quality preparatory and primary educational services within the school grounds and within school hours. Although school staff extend 'goodwill' toward maximising student safety before / after school (supporting families), ultimately, as more parents chose to use their car in accessing the school, congestion increases and drivers must assume greater care and responsibility for the safety of others.

P-2 / 3-6 timetable separation is designed to remove up to 50% of cars from the streetscape by placing 50% of students in 30 mins separation with each other, thus potentially doubling the available car parking, maximising use of existing streetscape and reducing congestion accessing the school at any one time. This strategy was always about traffic and prioritising student safety, never about school educational services. In fact, the school would more efficiently and cost-effectively operate to a single P-6 timetable but this would mean **ALL** cars accessing the school at the **SAME** time. The result is heightened pedestrian safety and lower driver / local resident frustration levels. Still not convinced? Imagine what this experience would be like if all 1,000+ students and their families sought to access or depart the school at the same time?

- ❖ **P-2 students were scheduled earlier as more parents are likely to attend the school site, while Years 3-6 students should be more independent, (*there are options in accessing the school*) and timetabling is better aligned with sport and bus timetables.**
- ❖ **P-2 parents need to remove their cars from local area parking (by 2.50pm) in time for Yrs 3-6 parents to use those same parking spaces.**
- ❖ **Years 3-6 parents must not arrive early (before 2.55pm) blocking available local area parking or the Kiss-and-Ride Facility.**

It has always been accepted that:

- a small number of families have children in both P-2 / 3-6 timetables and adequate strategies have been put in place to address this issue.
- for any established strategy to work, **ALL** parents and grandparents need to make it work.
- should parents and grandparents not make P-2 / 3-6 timetable separation work, then it should be reviewed. Such reviews are conducted by School Council every three years.
- traffic, parking and driving are not school responsibilities.

- the parent or driver elects to use their car and in using public roads they are regulated by the police service and council parking officers.

Clearly, the school relies on all adults (drivers, pedestrians) to act responsibly and legally within the public domain around our school. Yes, it is expected and endorsed, that irresponsible acts result in formal fine by police and Council officers.

Clearly, 'Active School Travel' strategies need to be used by families [Bus, Bike, Walk, Car Pooling, Park and Stride].

Clearly, if there is no real need for a parent to park their car and enter the school, then it is helpful that they don't. eg. Kiss & Ride Facility, an older child independently progressing home, children meeting parent at a local meeting place such as the park at the end of Foambark St, etc.

Clearly, it is important for as many P-2 parents to drop off or collect their children and depart the McDowall SS as quickly as possible to make way for Yrs 3-6 parent access.

Out-of-School Hours (OSH) child care is available daily before school and from 2.30pm (P-2) and 3pm. A Waiting List may apply so bookings must be made well in advance of family need.

- ❖ **No**, Yrs 3-6 parents should not be attempting to access the school or filling car parks when P-2 parents are scheduled to do so. Should any parent have an appointment or an urgent need to speak with staff, they avoid peak congestion periods or use technology communication with the school.
- ❖ **Yes**, should road users not responsibly act in accordance with school requests, referral will eventually be made to both Brisbane City Council and the Queensland Police Service for formal enforcement. The downside of such a referral is that officers will literally interpret the law and signage, without discretion. This usually causes significant upset among parents. It is always best (and police prefer it) for parents to work together in delivering best possible outcomes.

BEFORE SCHOOL

Preparatory Year students are becoming familiar with the formal school setting for the first time. It is understandable that many parents want to attend, ensuring that their child is settled within the school day and that these same children are safely collected after 2.30pm. From Term 2, Preparatory Year students should be able to independently enter and exit the school on their own.

Years 1-6 students are already familiar with the school and are developmentally capable of independently entering the school and preparing for the school day. Years 1-6 are capable of meeting parents at the school gate, at a set location near to the school or at a bus stop.

Students residing within the immediate area around the school should walk or ride their bike to / from school. Walking to / from school may become a healthy family routine.

- ✓ **P-2 classes begin instruction within class from 8.20am.**
- ✓ **The electronic bell sounds at 8.15am.**
- ✓ **It is strongly recommended that P-2 students arrive at school between 8.00am and 8.10am.**

Preparatory Year students assemble under either large covered area and await teacher collection.

Year 1 students assemble, seated in class lines (no handball, no games) beneath the large 'animal mural' covered area.



The two Preparatory Covered Areas


Year 2 students assemble, seated in class lines (no handball, no games) at the southern end of the large 'school emblem' covered area. Class teachers attend to collect their classes by 8.15am.



'Animal Mural' Covered Area for Years 1 and 3

Years 3-6 classes begin instruction within class from 8.50am.

- ✓ **The electronic bell sounds at 8.45am.**
- ✓ **It is strongly recommended that Years 3-6 students arrive at school after 8.15am.**



'School Emblem' Covered Area for Years 4 to 6.

Year 3 students assemble seated in allocated class lines (no handball, no games) beneath the large 'animal mural' covered area.

Years 4-6 students assemble seated in allocated class lines or designated areas (no handball, no games) beneath the large 'school emblem' covered area.

- Students are not permitted to wander around the school nor to wait outside classrooms.
- **From 8.30am**, Year 6 students may be dismissed to relocate between C & D Blocks, under informal Year 6 teacher supervision. Class teachers attend to collect their classes from 8.30am.
- Parents and visitors are to walk the circumference of the covered areas, not through seated students please.
- All students are expected to be seated until 8.45am, whether or not, their parent is present.

AFTER SCHOOL

Upon dismissal from class (P-2 @ 2.30pm or Yrs 3-6 @ 3pm) students are expected to punctually progress to Out-of-School Hours Care, to the Kiss-and-Ride Facility assembly point, to the BCC Bus assembly point, to where their parent is waiting for them or home. If unsure what to do, all students are instructed to attend School Administration. Class teachers do not keep students in. Students are not to be found playing under covered areas.

Between 2.30pm-3pm, Years 3-6 (Senior School) students are still under instruction. Parents and young children may **quietly sit** and **wait** under J Block, under the 'animal mural covered area' and the 'school emblem covered area'. Noise must be kept to a minimum. These are *not* a play areas. Children must remain under parent supervision, not playing near classrooms. Noise and movement distracts Years 3-6 students from their studies. Teachers may use covered areas between E/F Blocks and C/D Blocks as part of their programme. Parents and young children are welcome to wait under oval covered areas where small games may be played (Not in the Kiss-and-Ride Facility Waiting Area). P-1 children may use the P-1 play equipment but only under direct supervision of their parent/s.

LOCAL AREA CAR PARKING

Parking is extremely limited around the McDowall State School. Parents and other drivers of vehicles are expected to abide by road rules, law and road signage. During peak traffic times, drivers must be patient, alert to child movement and considerate to local residents. School staff will not direct, attempt to regulate or manage vehicles using public roads and infrastructure. Instead, matters are referred to the Brisbane City Council and Police Service for enforcement and issuing of fines. Parents need to pre-plan how their child/ren will safely access the school and instruct them how to do this. It is wise to inspect street signage and road markings on a week-end to support such family planning. It is wise to find a suitable parking area perhaps a block or two away from the school and walk the final distance. (Park-and-stride).



Parking Restrictions and Enforcement

- ❖ There is **no** parent parking available within the school grounds. Regulated parking is provided for staff, complemented by P&C Association staff / long-term volunteers who contribute toward student services; may park within the school grounds.
- ❖ McDowall SS grounds will be retained as a safe location of staff, parent visitors and students.
- ❖ Parking is **not** permitted within the Kiss-and-Ride (Set down / Pick-up) Lane. The driver must remain within the vehicle and should the child be delayed, relocate the vehicle.
- ❖ Parking is not permitted along the Rode Road school frontage from 7am-9am and 2pm-4pm. The driver must remain within and move the vehicle within the queue.
- ❖ Being in a hurry or for personal convenience is not an excuse for blocking a driveway or putting other road users or pedestrian safety at risk. Parents are asked to consider the lifestyle and be courteous to local residents by not blocking driveways or parking on private property.

- ❖ Refer to the “Metro Goldwyn Mayer Street Circuit.
- ❖ School staff do not regulate nor direct traffic.
- ❖ Parking on local area streets and roads is restricted and managed by Brisbane City Council; and enforced by Queensland Police.
- ❖ Registered vehicles have every right to use public infrastructure and drivers can expect to be fined should they not comply with the law, regulations and signage.

Solutions

- ✓ The McDowall SS operates separate Sector Timetabling to relieve traffic pressures.
- ✓ If your family resides within **walking** distance from the school, please do so. Expect your child to do so.
- ✓ If it is safe to do so, and your child/ren are old enough to responsibly **ride their bike** to school (*they are legally permitted to use footpaths if courteously considering pedestrians*) please encourage them to do so, using a personal lock to secure their bike and helmet in the School Bike Enclosure.
- ✓ Please expect to park a number of residential blocks away and walk the distance between your car and the school. Parking is extremely restricted and regulated around the school. Please take time to familiarise yourself with traffic and parking signage. (**Park and Stride**)
- ✓ Students should be expected to walk to the school gate, attend **Out-of-School Age Care** or walk to the Kiss-and-Ride supervised area, in preference to parents parking on local area streets and entering the school for student pickup.
- ✓ Contact Translink and consider accessing local **bus services** (*teacher-aide supervised until 3.30pm*).
- ✓ **Car pool** with neighbours.

KISS & RIDE FACILITY SET DOWN and PICK UP



Brisbane City Council provides a School Car Park / Kiss-and-Ride Lane beside the school oval for McDowall State School student set-down and pick up. Signage specifies the parking time limit. The car park is located beside Rode Road. Parents and drivers are expected to accompany their child/ren to and from any vehicle located within the car park. Staff are not permitted to do so.

The Kiss-and-Ride Lane is a one way curb side child set-down and pick-up lane located beside the school fence line. Neither parking nor extended stopping is permitted in this lane during designated hours. If a child is delayed, the vehicle must be driven to a car park location. The Kiss-and-Ride Lane is for through-traffic.

❖ **Only vehicles collecting P-2 students are to enter the Kiss-and-Ride Facility from 2.15pm-2.55pm.**


❖ **All other vehicles collecting Yrs 3-6 students are to enter the Kiss-and-Ride Facility from 2.55pm.**

- ❖ P-2 students will not arrive at the Kiss-and-Ride Facility before 2.40pm.
- ❖ Yrs 3-6 students will not arrive at the Kiss-and-Ride Facility before 3.05pm.
- ❖ Staff provide supervision of students waiting at the Kiss-and-Ride Facility from 2.40pm-3pm and again from 3pm-3.30pm. After this time, parents must collect their child from School Administration before 4pm.



❖ It is neither considerate nor appropriate to arrive early, blocking the Kiss-and-Ride Lane, for an extended period of time, preventing other vehicular access. Between 2.30pm and 3.15pm, the Kiss-and-Ride Facility is heavily used. This results in a long queue along Rode Road beside the school.

- ❖ Parking is not permitted in these bays. The driver is not permitted to leave their vehicle. This is a vehicle queue and vehicles must move in line.
- ❖ Bus access to the bus stop must not be blocked.
- ❖ No vehicle is permitted to stop on the regulated crossing (part of the traffic lights) in front of the school.
- ❖ Police will fine vehicles illegally parked and entering the regulated intersection (marked between the chevrons) and stopping.
- ❖ Yes, it is convenient to access the Kiss-and-Ride Lane (because the driver doesn't need to exit the vehicle to collect their child) but it seems silly to extend a long queue of traffic along Rode Road, while car parks are remaining vacant within the Kiss-and-Ride Facility. If car parks are vacant, please pull out of the Kiss-and-Ride Lane queue and access the vacant car parks.



Comply with Road Rules. Be patient. Plan your arrival time.
Watch for children. Use OSH.
Be considerate of local residents (not blocking driveways)
Tell your child where to safely wait.
Expect your child to promptly arrive at the Kiss & Ride Facility
(Teachers do not keep students in)
Tell your child to attend School Administration if you are ever late.

Only vehicles collecting P-2 students are to enter the Kiss-and-Ride Facility from 2.15pm-2.55pm.

Yrs 3-6 students are NOT to enter the Kiss-and-Ride Facility before 2.55pm.

(The Kiss-and-Ride Facility is defined as the single lane servicing the footpath area.)

Did you know that

- ❖ It is **illegal** to stop your car on a pedestrian crossing, especially at traffic lights.
- ❖ While in the Kiss-and-Ride Facility queue, the driver must **not** leave their vehicle.
- ❖ If your child has not arrived at the Kiss-and-Ride Facility (you've arrived too early) then you are expected to **move** your vehicle into a parking bay and wait.
- ❖ Often there is **no queue** when picking up your child from Kiss-and-Ride Facility after 3.15pm.



KISS & RIDE FACILITY STUDENT WAITING AREA

A permanent, all weather Kiss-and-Ride Facility Student Waiting Area was delivered for student use in 2018 at a cost of \$92,000. The structure was designed to promote additional safety to seated students awaiting vehicle arrival while contained and being supervised by one member of staff. Although a problematic site due to ground level and water seepage issues, design affords possible future extension should the need exist and funding be available.

- ❖ Students are expected to promptly arrive at the Kiss-and-Ride Facility Student Waiting Area. Parents are requested to reinforce this expectation with their child/ren.
- ❖ Parents arriving early, before their child/ren ... are expected to move their vehicle forward into a Car Parking Bay until their child arrives.
- ❖ Student access to the Kiss-and-Ride Facility Student Waiting Area is only from the School Administration concrete pathway.



- ❖ The connecting gate between the Student Waiting Area and the school oval is locked while the Kiss-and-Ride Facility Student Waiting Area is staff supervised and during week-ends.
- ❖ Upon arrival, all students are required to remain seated and watch for the arrival of their vehicle. A steel safety fence partly extends along the northern site. Safety bollards permit student access to the Number 1 Vehicle Bay.
- ❖ The concrete

footpath has been marked for four Vehicle Bays. These bays are numbered 1-4 so that students may anticipate where a vehicle will stop for 'pick up' along the concrete apron. A green star is painted on the concrete. Students are instructed that should they observe their vehicle, anywhere within the queue, they are to stand and wait near the star until it becomes clear as to which Vehicle Bay the car will use.



- ❖ All vehicles must move forward and fill all Vehicle Bays. Please do not block the Kiss-and-Ride Facility. Students are instructed that the car comes to them and that they are not to go to the car!

TRAFFIC LIGHTS



McDowall State School students are instructed to press the button and wait back from the curb, until the green person glows, should they want to cross Rode Road. They are instructed to walk on the bitumen, watching the surrounding vehicles, being able to safely get out of the way, should a driver “run a red light”.



The green person will change to a red flashing person before a pedestrian can cross Rode Road. The red flashing person means that no further pedestrians are to step onto the bitumen but it is safe for pedestrians on the crossing to continue to the next curb.



Students are instructed not to bounce balls or “fool around” with their friends while near any road.

OUT-OF-SCHOOL HOURS CARE ACCESS

- Parents and visitors are to access K Block (OSH) from Metro Street pedestrian gate using the pedestrian walkway.
- Parents and visitors are to access K Block (OSH) from the Kiss-and-Ride Facility gate using the Central Covered Walkway link.

Parent Parking

Parent parking is ***not*** permitted within the school grounds unless specified and authorised by the Principal. It is expected that parents will park, complying with signage and markings on local streets, within the Kiss-and-Ride Facility car park and always affording consideration to local residents.

Metro Street Car Park

- Boom gate operations 24hrs and do not change during school vacation periods.
- Regulated parking (code) available for only nine vehicles safely at any one time.
- Codes are assigned to school staff, P&C Association key roles and OSH key roles (Principal discretion).
- Some bays are retained for official school visitors.

Staff Car Park (Gravel / Beside School Hall)

- School Hall Hirers access the bitumen area beside the School Hall out of school hours. (Open and lock vehicle gates for period of hire).
- Boom gate operations 24hrs and do not change during school vacation periods.
- Regulated parking (code) assigned to staff parking by the BM.

School Administration Car Park & Main Pedestrian Gates

- School Administration Car Park is for assigned staff vehicles only. Traffic signal limitations require that vehicle access be restricted. (BCC) School deliveries and emergent short-term visitor vehicle access is authorised but parking is not.
- Cleaners open and lock School Administration Car Park and Main Pedestrian Gates from 6.30pm to 6pm.

Kiss & Ride Facility Gates


- Kiss & Ride Facility Gates are open from Monday 6.30am to Friday 6.30pm (One only gate remains open on Friday from 3.30pm). This gate is unlocked and locked by OSH staff.

School & OSH Staff Oval Car Park

- Regulated parking available for school staff and OSH staff only. Parent parking is not permitted.
- Boom gate operations 24hrs and do not change during school vacation periods.
- Regulated parking (code) assigned to staff by the BM.
- OSH staff open and lock vehicle gates daily.
- Vehicle access to the school oval is not permitted unless authorized by the Principal.

ACTIVE SCHOOL TRAVEL

It is in everyone's interests for those students (and their families) who can safely do it, engage with Active School Travel (an initiative of Brisbane City Council, supported by McDowall State School). Put simply, driving a car to and from school daily on behalf of every family is not practical nor sustainable. The school (and staff) has done all that it can regarding timetabling and student oversight. Available road infrastructure is what it is. So Active School Travel is the only way forward in addressing congestion, driver frustration and local resident concerns. Active School Travel promotes a healthy lifestyle, reduces personal anxiety and promotes child independence. All parents need to self-reflect and consider the practical possibilities as we look forward into the future.

1. **WALKING** If you live within reasonable walking distance from the school, please do it. It is always best for young children to be accompanied by parents, or elder siblings or even other children who reside nearby. As a child gets older, they may be increasingly independent. Teachers do not 'keep students in' so parents should know when to expect their child home. Students should walk to and from school when the majority of other children are also walking to and from school. If your child doesn't arrive at school, it is routine that the parent is contacted following the first Roll Call.
2. **RIDE A BIKE** Young children require an adult to accompany them when riding a bike. There is a Bike Storage Enclosure located beside the School Hall. Given the nature of our busy roads, this is perhaps not a preferred strategy but it is suitable for some Senior Students.
3. **BUS TRAVEL** Parents need to review TRANSLINK Bus Routes and plan ahead when using bus travel. It may be that there is a bus stop close to where you live? It may be that the parent drops and collects their child from their local bus stop. There are two bus stops located on Rode Road in front of the school. A teachers aide supervises students catching buses from the bus stop beside the School Hall. Please advise School Administration if your child is to use this bus stop.
4. **CAR POOL** Have you noticed other families close by to where you live, also driving their child daily to school? If they have room in their car, have you considered sharing this task, taking it in turns to drive children to school? The more families that become involved, reduces the number of times each parent needs to do this. Therefore, time is saved, fuel and wear / tear on vehicles is reduced; and the number of one child vehicles attending McDowall SS is reduced.

5. A clear favourite, **PARK-N-STRIDE** There is no option for some families, they simply must drive their car! But why during peak set-down and pick-up times? Why is it necessary, for cars to be parked right at the school gate? Frankly, I wonder sometimes if some drivers, if they could, would drive right up to the classroom door! Park a few blocks away from the school. Walk to and from your car. Why not meet your child at the school gate or even expect that your child walk to you, while you wait in your car?
6. **OUT-of-SCHOOL HOURS CARE** This too is a fantastic option.

Every McDowall State School student should be expected to exercise increasing level of independence and self-responsibility. Parents need to prompt and guide such an expectation. After Term 1, all Preparatory Year students should be expected to walk at least to and from their classroom to the school gate without Mum or Dad carrying their bag and directing them. All McDowall State School students are instructed on how to keep themselves safe and secure to and from school. They also know that if they can't locate Mum or Dad, they must always attend School Administration so that a phone call can be made to resolve the situation. P-2 parents and students should have cleared the McDowall SS vicinity daily by 2.50pm so that Years 3-6 parents and students may follow from 2.55pm.

BICYCLES & SCOOTERS

Bicycles / scooters must be walked through the school grounds. Bicycles / scooters are to be stored within the Rack Area provided between the School Hall and C Block. Helmets should not be left on bicycles. It is strongly recommended that adequate lock security be used. The school accepts no responsibility for the security of bicycles brought into the school grounds. Students are to enter and depart the school grounds, exercising care, through the closest school gate. Bicycles must be walked across Rode Road when using the traffic lights.

BUS SERVICES

Brisbane City Council (through Translink) operate bus services to and from the McDowall State School. As these routes may change due to demand (load factors), parents are best advised to contact the operator direct to ascertain bus stops and pick-up / set-down times. Vehicles must not park in or use the marked bus stop as a loading zone. The Principal strongly supports the 'School Transport Code of Conduct' by Queensland Transport. Eg. Informal warning to the child by the bus driver, then Formal written notice to the parent/s; then finally, child suspension from accessing the bus service. School bus services are regulated by Queensland Transport and are provided as a service to parents.



A steady decline in student numbers using BCC buses has been noted over recent years. These students are supervised until bus departure. Please peruse School Bus Routes in your residential area. Please use an available service if at all possible.

TWO CLOCK-WISE STREET CIRCUITS

The McDowall State School Community is quite a large one, with very busy vehicle set down and pick up times. McDowall SS and P&C Association monitor local area traffic issues, particularly those affecting student safety, and promote strategies that benefit all concerned. The P&C Association Safe Streets Co-ordinator (parent volunteer) liaises between our school community and government agencies to guide streetscape enhancements and legal enforcement. **Ultimately though, resolution of traffic issues rests with driver conduct.** We need your assistance in ensuring that local area public street infrastructure is used safely, legally and efficiently.

During peak morning and afternoon (7-9am / 2-4pm) periods, Brisbane City Council and McDowall SS Community promote **one way** traffic flow within the following two x clockwise street circuits.

Foambark St Circuit



Metro St Circuit



- Please park on left side of the one way street circuit to maximise traffic flow and safety.
- Do not park on the yellow line, even briefly to let your child out of the vehicle. A traffic accident, causing child harm or worse, could result.
- During the peak periods, a Kiss-and-Ride Facility vehicle queue is in operation on Rode Rd (school side). It is illegal to park or stand your vehicle here. To do so, may incur a fine. It is dangerous to set down or pick up your child on the blind side of a crest. Please patiently await vehicle entry into the Kiss-and-Ride Facility.
- Do not use either Metro or Foambark Streets to conduct a u-turn. This action creates a safety hazard for pedestrians and drivers alike. It breaches road rules and could result in a fine.
- Closely supervise young children when walking to / from school (or walking generally).
- Please demonstrate courtesy toward other road users and local residents. Carefully consider the implications of how you drive, where you walk and park; and what you model to children.

Our highest priority is the safety of **ALL** our families, especially children, not the convenience of a quick set down or pick up. Working together, we should **ALL** be able to be safe and efficiently use existing street infrastructure.

Both McDowall SS and P&C Association support law enforcement agencies fining adults who blatantly breach road safety rules and place others in harm's way. We **ALL** must work together in maintaining a safe and progressive attitude towards safe school travel. **Have you considered:** Walking, Bus travel, Bike riding, Car pooling or Parking and striding to school?

VEHICLE ACCESS TO SCHOOL GROUNDS & PARKING

Vehicles are not to enter the school grounds without prior Principal approval, which can be withdrawn at any time. Only staff are permitted to park within the school grounds and only in designated areas. Vehicles must remain on designated roadways and not exceed 10kph with all care and attention taken. Pedestrians have right of way. Education Queensland accepts no responsibility nor liability for vehicles brought inside the school grounds. Rode Road gates are locked between 2.50pm and 3.10pm to provide safe departure for students. The double-gate closest the traffic lights provides access for taxis, collection of sick & injured students, emergency vehicles and deliveries only. Delivery vehicle access to Out-of-School Hours Care is via Metro Street access roadway only between 6.30am-7.45am and 3.15pm-6.30pm with no vehicles permitted to enter grassed or playground areas.



SCHOOL CAR PARKS

McDowall State School Car Parks are a regulated vehicle area for designated cars as determined by the Principal. The Principal manages all vehicle access into the McDowall SS grounds and reserves the right to direct, refuse or cancel access at any time. Neither Education Queensland nor the Principal, accept any responsibility for the loss of, or damage to, personal property (including vehicles) brought onto school premises. Vehicles brought into the school grounds are at the owner's risk and responsibility.

VOLUNTEER PARKING

P&C Association Executive, P&C Association key staff and parent volunteers assisting within the McDowall SS, at the discretion of the Principal, may be provided with a School Car Park Access Code. Eg. Tartan Tuckerbox and Uniform Shop. Access Codes change every month.

- Parent access and parking within the McDowall SS grounds is at the discretion of the Principal.
- Parent access and parking within the McDowall SS Rode Road Staff Car Park is not permitted at any time.
- The issuing of an Access Code does not guarantee the provision of a car parking bay within a designated School Car Park. Driver patience is expected until a parking bay is available for use.
- Parking is not permitted on 'Yellow Lines'.
- One McDowall SS Metro Street Car Park bay will be used by the OSHC Co-ordinator. (They will open and lock the car park daily).
- A 10km/hr speed restriction applies within the McDowall SS grounds.
- Passengers must only enter / alight from a car when it is parked in a marked bay.
- A parent must accompany all children when walking within the car park area.
- Pedestrians have 'Right of Way' at all times.
- Vehicles exiting the McDowall SS Metro Street Car Park must 'Give Way' to vehicles entering the car park and to pedestrians using the footpath.
- Other access is limited to authorised vehicles, special delivery vehicles and emergency services.

ADMINISTRATION CAR PARK GATE

Given the road location of this gate, exit traffic is expected to be 'low volume' with both the new intersection and traffic lights designed to accommodate 'low volume' traffic. Eg. Max. 15 cars + visitor traffic only. The Administration Gate is part of a 'regulated' intersection.




NO RIGHT TURN is permitted from within the McDowall State School grounds. Police and traffic officers have been instructed to record vehicle registration details and arrange for fines to be issued. The intersection supports new road markings and signage.

It is illegal for a vehicle to enter the intersection undirected by the traffic light system.

The traffic lights regulating the new intersection have been programmed for an extended change cycle, allowing pedestrians to safely cross the widened Rode Road. Rode Road School gates must remain locked closed between 2.45pm and 3.10pm for pedestrian use of the footpath and for safe bus access (bus and pedestrians) within the bus stop. Traffic lights cannot be seen from vehicles exiting the McDowall SS Administration Gate. Vehicle exit must occur with **EXTREME CAUTION** and at the **driver's responsibility**.

As a 'low traffic volume' gate, a TRIPPING BUTTON has been installed for vehicles exiting the Administration Gate with the assistance of traffic lights.

The driver needs to press this button from inside their car and wait for the traffic sequence to run. When all traffic lights have turned **RED a bright RED** light will be displayed beside the pressure button. (Note arrow)



All traffic lights will only remain red for 8 seconds, only allowing a maximum of two vehicles to promptly exit the school grounds. **EXTREME CAUTION** is still required by drivers entering Rode Road.

- ❖ For a driver to press the Tripping Button, their vehicle will be positioned on the right-hand side of the gateway. This means that vehicles cannot enter through the Administration Gate, while the exiting vehicle is there.
- ❖ For a driver to press the Tripping Button, their vehicle may protrude and block the pedestrian footpath. Please be aware of pedestrians and ensure that they can safely move around your vehicle.
- ❖ Two vehicles only can safely and promptly exit through the Administration Gate each traffic light cycle.