


# McDOWALL STATE SCHOOL



## eLearning BYO 2020

Thank you for expressing interest in the eLearning BYO for 2020. The following information outlines the recommended iPad and required apps for 2020. If you have any questions please contact me via email [dpedw1@eq.edu.au](mailto:dpedw1@eq.edu.au)

Apple recently released their latest operating system for iPads called iPadOS. Our preference would be for an iPad that is capable of running this version of the operating system. If your device is not compatible with iPadOS then it should be capable of running iOS 12. This ensures compatibility with school hardware and applications.

**iPadOS is compatible with these devices.**

[Learn more >](#)

- 12.9-inch iPad Pro
- 11-inch iPad Pro
- 10.5-inch iPad Pro
- 9.7-inch iPad Pro
- iPad (6th generation)
- iPad (5th generation)
- iPad mini (5th generation)
- iPad mini 4
- iPad Air (3rd generation)
- iPad Air 2

If purchasing a new device we would recommend the standard size iPad not the iPad mini.

The current base model iPad has 32 gigabytes of storage. Our experience this year has shown that a minimum of 32 gigabytes is needed for school tasks. If you have a 16 gigabyte model this would be able to be used, however we have found that students need to manage the storage of non-school apps, videos, and photos on a device with 16 gigabyte capacity.

In choosing the capacity of a device parents should also consider the intended use beyond school, and future use. For example will you allow your child to have entertainment or games apps on the device? Do you expect the device to last into High School? If so does the High School specify a minimum requirement?

iPads are available as Wi-Fi or Wi-Fi/cellular. For school use we recommend the wifi only model. If you have a model with cellular capability we request a SIM card is not installed so this functionality isn't available at school.

The Apple Store at Chermside offers education discounts and support for parents. If you choose to purchase an iPad direct from the Apple Store you need to tell them your child is a student at McDowall State School.

If purchasing new you may wish to look at options for insurance and accidental breakage. A sturdy case is strongly recommended. You may also consider an external keyboard as well.

Specifications:



























- 9.7" or 10.2" iPad capable of running iPadOS is preferred.
- Minimum capacity 32 gigabytes

Children can bring their iPad to school from the first day of school. We will spend the first week ensuring all iPads are setup and operating on the network. We plan to use the devices regularly in the first week.

Attached are the required apps. Throughout the year there may be other apps we ask the students to install. When this occurs we will send a note home to advise parents about the app and the intended use.

David Pedwell and the Year 5 and 6 Teachers

## eLearning BYO 2020 Apps

 <ul style="list-style-type: none"> <li>Pages / Keynote</li> <li>Numbers / iMovie</li> </ul> <p>These apps come free with iPads (Download may be required)</p>	 <p>Garageband</p> <p>This app comes free with a new iPad</p>	 <p>Mathletics Student app</p>	
 <p>NihongoGo App for Japanese (Free)</p>	 <p>Kana Quiz Free (<a href="#">Paid version is available</a>)</p>	 <p>Book Creator (Cost)</p>	 <p>Tynker Coding App (free)</p>
 <p>Hopscotch Coding App</p>	 <p>Scratch JR (Free)</p>	 <p>Pyonkee (Free)</p>	
 <p>Swift Playground</p>	 <p>Take a Stand Together (Free) Anti-Bullying</p>	 <p>Dictionary.com Dictionary &amp; Thesaurus for iPad (Free)</p>	
 <p>Show Me (Free)</p>	 <p>Calculator HD (Free)</p>	 <p>Pattern Shapes (Free) Maths Centre</p>	
 <p>A+ Spelling Test (Free)</p>		 <p>iTunes University (Free)</p>	
 <p>Spelling City (Free)</p>	 <p>Geoboard (Free)</p>	 <p>Popplet Lite (Free)</p>	
 <p>Sunshine Classics App and Sunshine Online App (2 Apps free)</p>	 <p>Kidspiration Maps Lite (Free version)</p>	 <p>Microsoft Word, Excel and Powerpoint OneDrive (Free)</p>	
 <p>NAPLAN Online App</p>	 <p>Sphero EDU</p>		

**You do not need to purchase an Office 365 subscription. Students can use Microsoft Office apps through their Education Queensland login.**

We will also be making use of built in apps such as Calendar, Camera and Photo apps that are part of the standard operating system for iPads.

To install apps an account is required on the Apple iTunes store. If you do not already have this setup the Apple Store at Chermside can assist. There is a cost for some of these apps. One option is to purchase an iTunes gift card. These can often be purchased at a discount from retail stores.